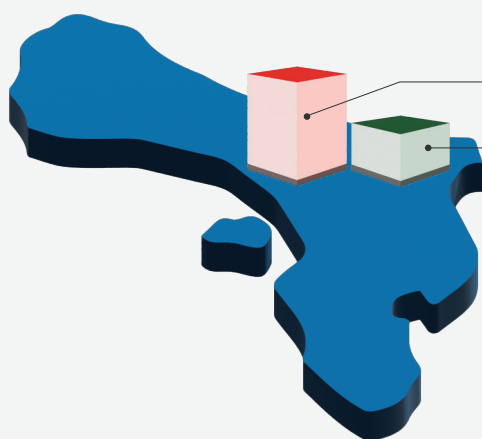




Central Government income and expenses 2019

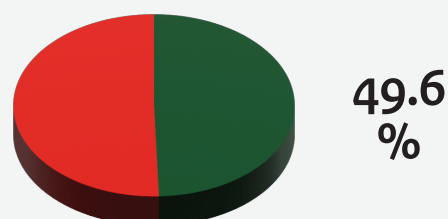
Bonaire



Expenses
• **€ 268.800.000**

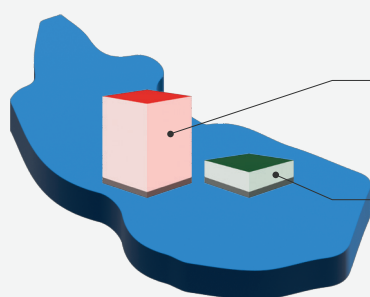
Income
• **€ 133.352.000**

Percentage of expenses covered by income:



Top 3 expenses:
VWS - OCW - SZW

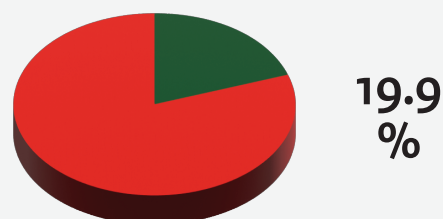
St. Eustatius



Expenses
• **€ 99.339.000**

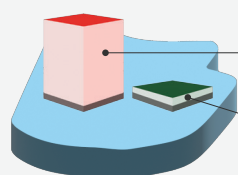
Income
• **€ 19.805.000**

Percentage of expenses covered by income:



Top 3 expenses:
I&W - VWS - BZK

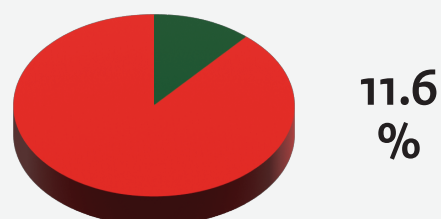
Saba



Expenses
• **€ 76.097.000**

Income
• **€ 8.799.000**

Percentage of expenses covered by income:



Top 3 expenses:
I&W - VWS - OCW

In 2019, the central government received an amount of approximately **€162 million in income** (taxes and premiums) from the Caribbean Netherlands and spent approximately **€444 million in expenses**.

VWS - Ministry of Health, Welfare and Sport
OCW - Ministry of Education, Culture and Science
SZW - Ministry of Social Affairs and Employment
I&W - Ministry of Infrastructure and Water Management
BZK - Ministry of the Interior and Kingdom Relations